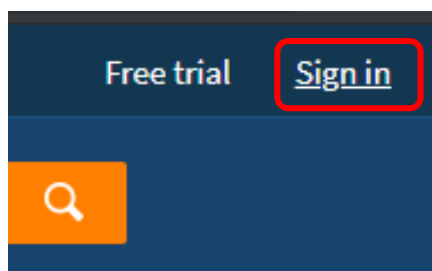
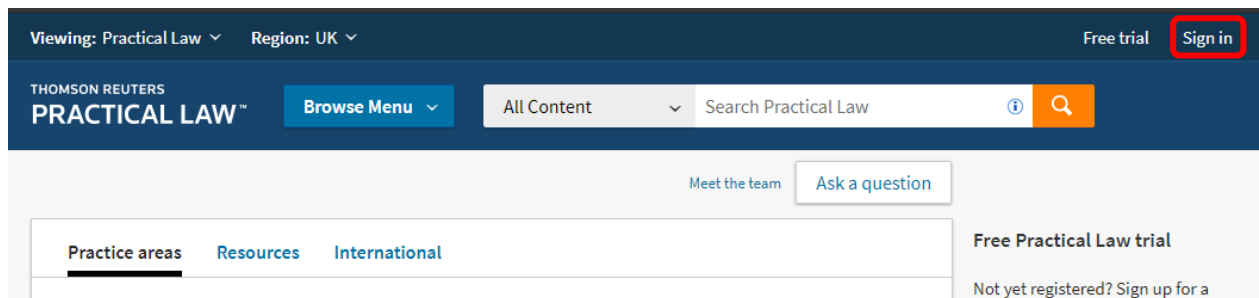


Practical Law login guide

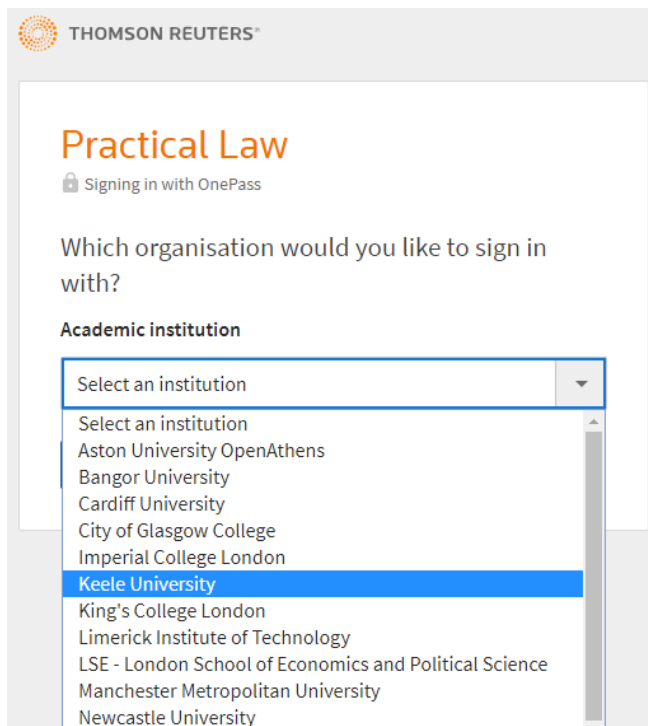
1. Go to: <https://uk.practicallaw.thomsonreuters.com>
2. Click on Sign in



3. At the bottom of the Practical law login page choose 'Access through academic institution'

This screenshot shows the login page of the Practical Law website. It features a 'Sign in' button, which is highlighted with a red rectangle. Below the login form, there are three buttons: 'Access with single sign-on', 'Access through OpenAthens', and 'Access through academic institution', which is highlighted with a red rectangle. The login form includes fields for 'Username' and 'Password', a 'Sign in' button, and links for 'Forgot username?' and 'Forgot password?'. There are also checkboxes for 'Save username', 'Save username and password', and 'Remember me'.

4. Then choose **'Keele University'** from the dropdown list of institutions



THOMSON REUTERS®

Practical Law

Signing in with OnePass


Which organisation would you like to sign in with?

Academic institution

Select an institution

- Select an institution
- Aston University OpenAthens
- Bangor University
- Cardiff University
- City of Glasgow College
- Imperial College London
- Keele University**
- King's College London
- Limerick Institute of Technology
- LSE - London School of Economics and Political Science
- Manchester Metropolitan University
- Newcastle University

5. Then use your Keele student login:



Keele
UNIVERSITY

Please login...

Username

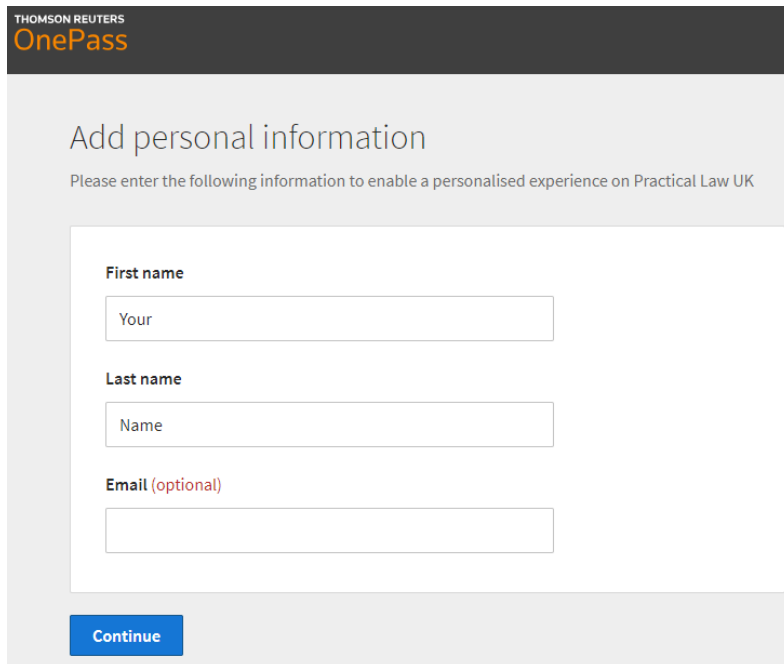
eX8mp1e

Password

.....

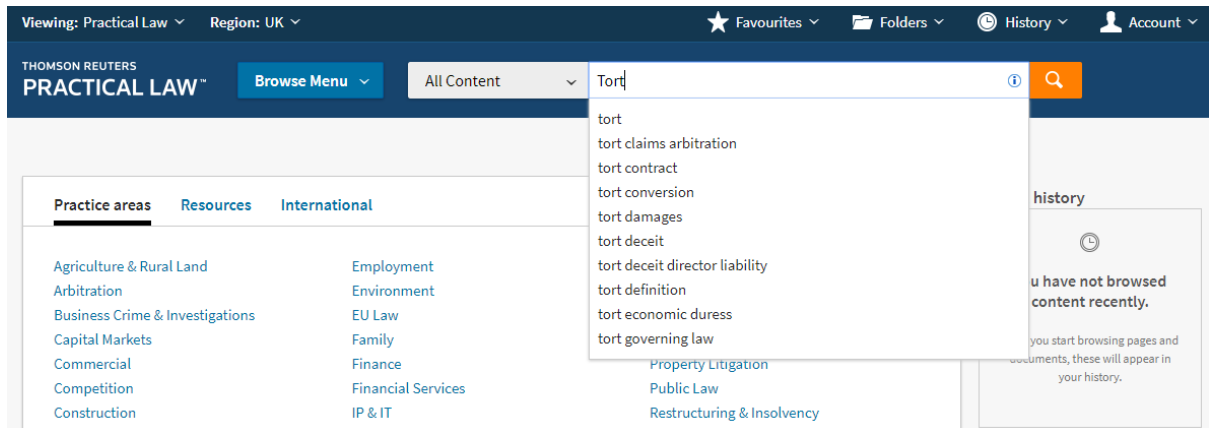
Login

6. The first time you login you will be asked to enter your name and email (*email is optional)



The screenshot shows the 'Add personal information' page of the Thomson Reuters OnePass portal. The page has a dark header with the 'THOMSON REUTERS OnePass' logo. Below the header, the title 'Add personal information' is displayed, followed by a subtext: 'Please enter the following information to enable a personalised experience on Practical Law UK'. The form contains three input fields: 'First name' with a placeholder 'Your', 'Last name' with a placeholder 'Name', and 'Email (optional)'. A blue 'Continue' button is located at the bottom left of the form area.

7. You will then be logged into Practical Law (the menu will now include your account details)



The screenshot displays the Thomson Reuters Practical Law dashboard. The top navigation bar includes 'Viewing: Practical Law', 'Region: UK', and user account options like 'Favourites', 'Folders', 'History', and 'Account'. The main header features the 'THOMSON REUTERS PRACTICAL LAW' logo, a 'Browse Menu' button, and a search bar with 'All Content' selected. The search bar contains the text 'Tort', and a dropdown menu lists related terms: 'tort', 'tort claims arbitration', 'tort contract', 'tort conversion', 'tort damages', 'tort deceit', 'tort deceit director liability', 'tort definition', 'tort economic duress', and 'tort governing law'. Below the search bar, there are tabs for 'Practice areas', 'Resources', and 'International'. The 'Practice areas' tab is active, showing a grid of legal categories such as 'Agriculture & Rural Land', 'Arbitration', 'Business Crime & Investigations', 'Capital Markets', 'Commercial', 'Competition', 'Construction', 'Employment', 'Environment', 'EU Law', 'Family', 'Finance', 'Financial Services', 'IP & IT', and 'Intellectual Property'. On the right side, there is a 'history' section with a clock icon and a message: 'You have not browsed content recently. As you start browsing pages and documents, these will appear in your history.'